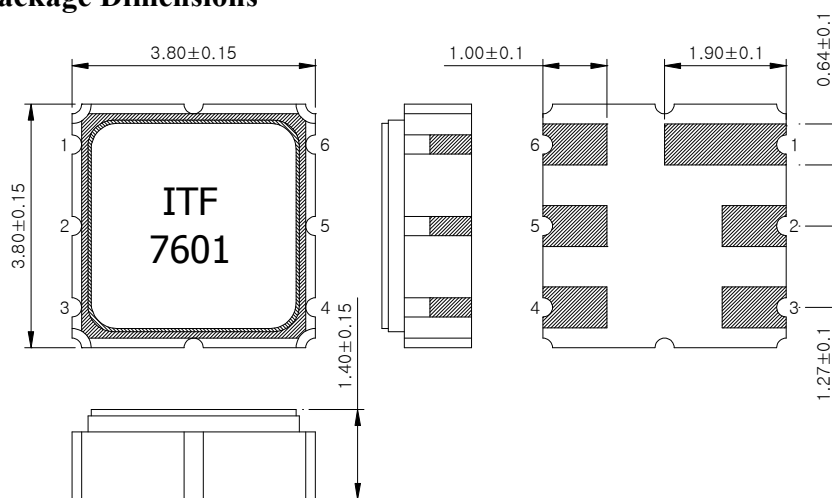


SAW Bandpass Filter F7601

Features

- RF bandpass filter
- High attenuation
- Usable bandwidth 19MHz
- No matching 50Ω single-ended operation
- Ceramic Surface Mounted Device (SMD) Package
- RoHS Compliant

Package Dimensions



Dimensions shown are nominal in millimeters

Body : Al_2O_3 Ceramic

Lid : Kovar, Ni Plated

Terminations : Au plating 0.3 ~ 1.0 μm , Over a 1.27 ~ 8.89 μm
Ni Plating


Pin Configuration

2	Input
5	Output
1, 3, 4, 6	Case ground

Maximum Ratings

Parameter	Unit	Minimum	Typical	Maximum
Operating Temperature Range	$^{\circ}\text{C}$	-40	25	85
Storage Temperature Range	$^{\circ}\text{C}$	-40	25	85
Power Handling Capability	dBm		0	

Electrostatics Sensitive Device (ESD)

	ITF Co., Ltd. 102-901, Bucheon Technopark 364, Samjeong-Dong, Ojeong-Gu, Bucheon-City, Gyeonggi-Do, Korea 421-809	Part No.	F7601	
		Rev. Date	2017-6-22	
		Rev.	AS02	1/7

SAW Bandpass Filter F7601

Specifications

$F_c = 760.5 \text{ MHz}$


Terminating source impedance : 50Ω

Terminating load impedance : 50Ω

	Minimum	Typical	Maximum	Unit
Center Frequency (F_c)	-	760.5	-	MHz
Insertion Loss (In $F_c \pm 9.5 \text{ MHz}$)	-	3.5	4.0	dB
Amplitude Ripple (In $F_c \pm 9.5 \text{ MHz}$)	-	1.0	2.0	dBp-p
Group Delay Variation (In $F_c \pm 9.5 \text{ MHz}$)	-	30	-	nsec
VSWR (In $F_c \pm 9.5 \text{ MHz}$)	-	1.5	2.0	
Attenuation				dB
... ~ $F_c - 35 \text{ MHz}$	45.0	50.0	-	
$F_c + 70 \text{ MHz} \sim \dots$	45.0	50.0	-	
Temperature Coefficient of Frequency	-	- 80	-	ppm/ $^{\circ}\text{C}$

Notes :


- 1) All specifications are based on the matching schematic shown below, measured by Agilent Network analyzer and full 2 port calibration.
- 2) Electrical margin has been built into the design to account for the variations due to temperature drift and manufacturing tolerances
- 3) All attenuation measurements are measured relative to insertion loss

	ITF Co., Ltd. 102-901, Bucheon Technopark 364, Samjeong-Dong, Ojeong-Gu, Bucheon-City, Gyeonggi-Do, Korea 421-809	Part No.	F7601	
		Rev. Date	2017-6-22	
		Rev.	AS02	2/7

SAW Bandpass Filter F7601

Matching Schematic

(Actual matching values may vary due to PCB layout and parasitics)



Marking Configuration


ITF ¹⁾

7601²⁾

1) Manufacturer name

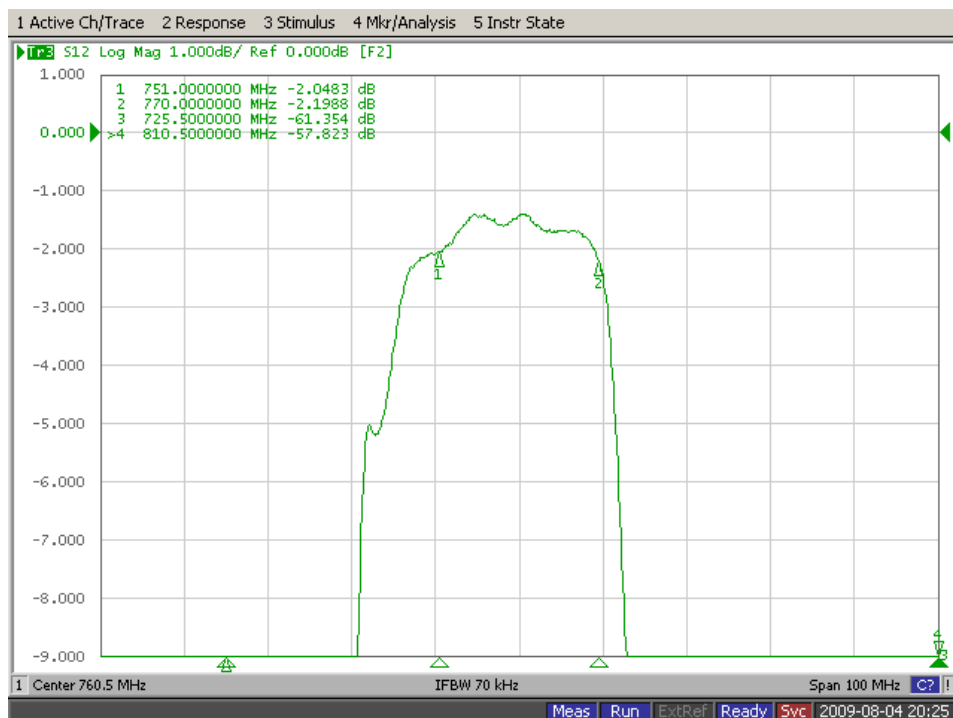
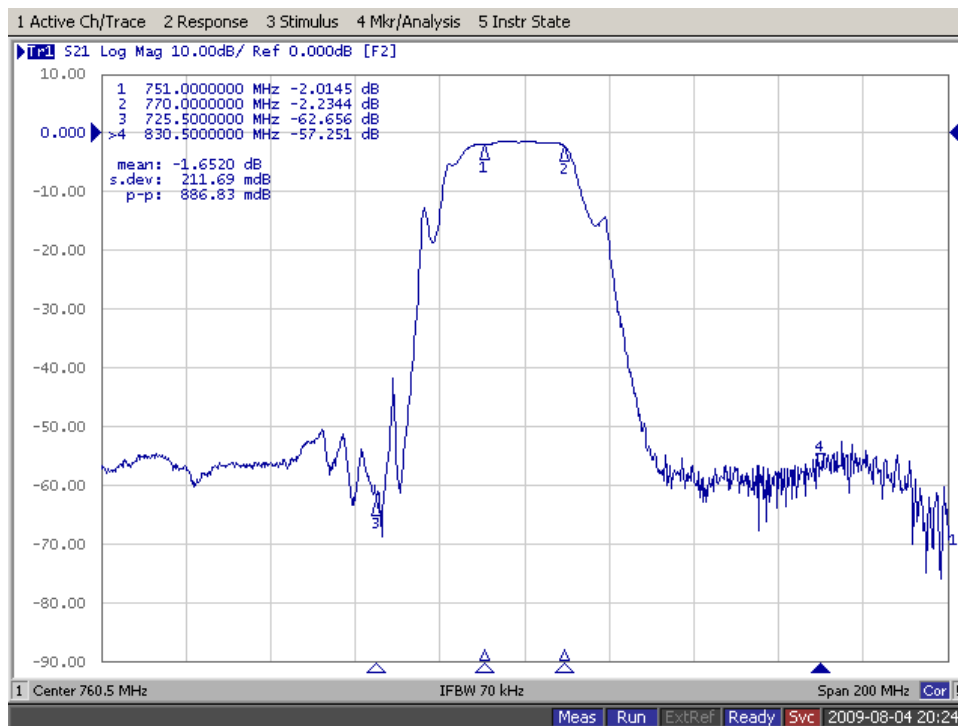
2) Marking Number


* Ink or Laser Marking available

	ITF Co., Ltd. 102-901, Bucheon Technopark 364, Samjeong-Dong, Ojeong-Gu, Bucheon-City, Gyeonggi-Do, Korea 421-809	Part No.	F7601	
		Rev. Date	2017-6-22	
		Rev.	AS02	3/7

SAW Bandpass Filter F7601

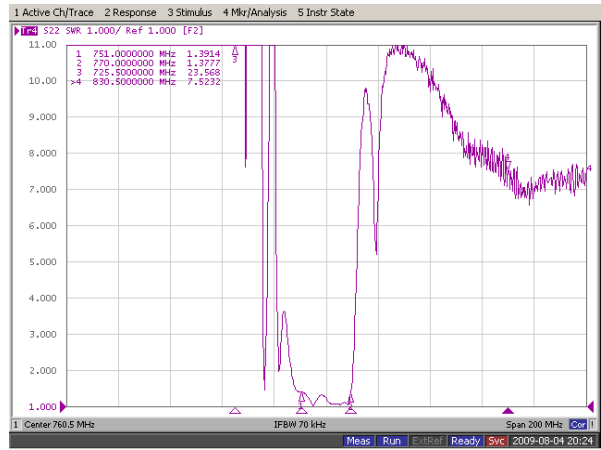
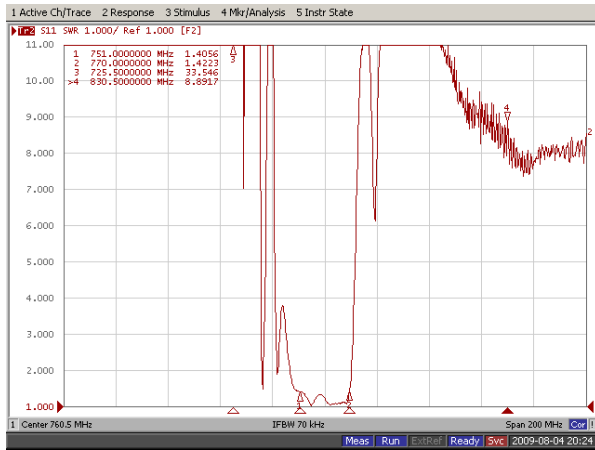
Typical Performance (at 25°C)



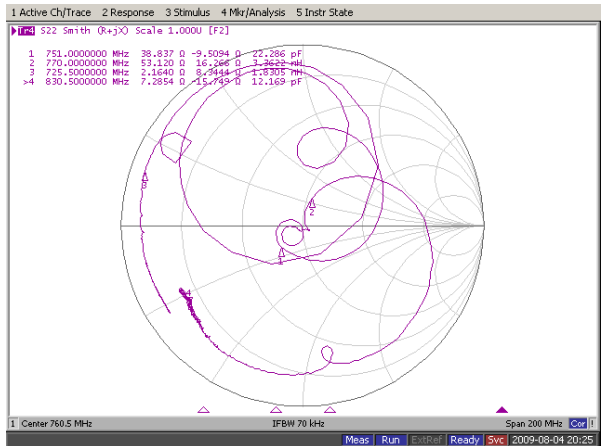
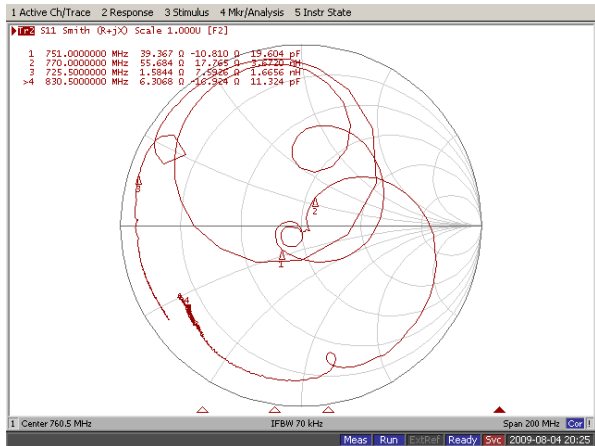
 Integrated Technology Future	ITF Co., Ltd. 102-901, Bucheon Technopark 364, Samjeong-Dong, Ojeong-Gu, Bucheon-City, Gyeonggi-Do, Korea 421-809	Part No.	F7601	
		Rev. Date	2017-6-22	
		Rev.	AS02	4/7


SAW Bandpass Filter F7601

Input / Output VSWR Charts



Input / Output Smith Charts

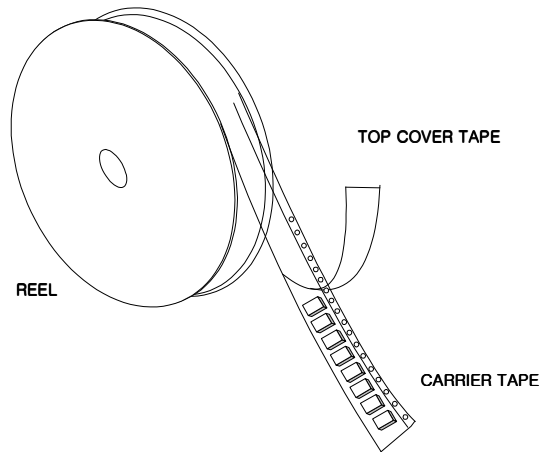


	ITF Co., Ltd. 102-901, Bucheon Technopark 364, Samjeong-Dong, Ojeong-Gu, Bucheon-City, Gyeonggi-Do, Korea 421-809	Part No.	F7601	
		Rev. Date	2017-6-22	
		Rev.	AS02	5/7

SAW Bandpass Filter F7601

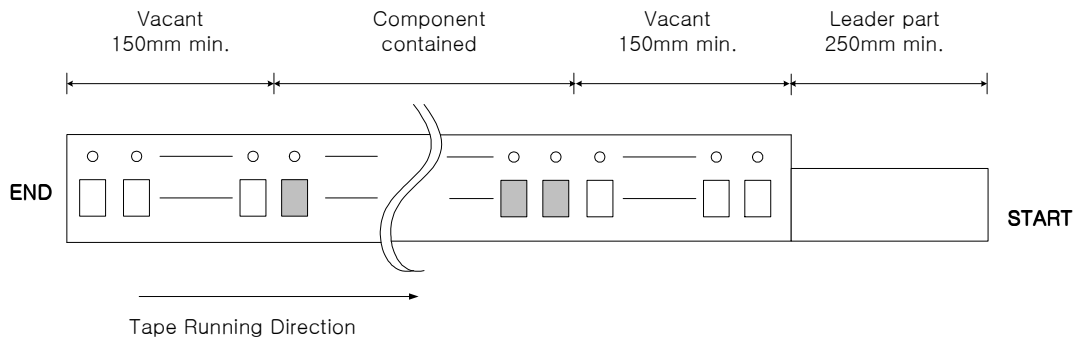
Packing Specification

1. Reeling Quantity : 3000 pcs / 13" reel (or 1000 pcs / 7" reel)
2. Taping Structure : The tape shall be wound around the reel in the direction shown below.



Tape Specification

1. Leader part and vacant position specification

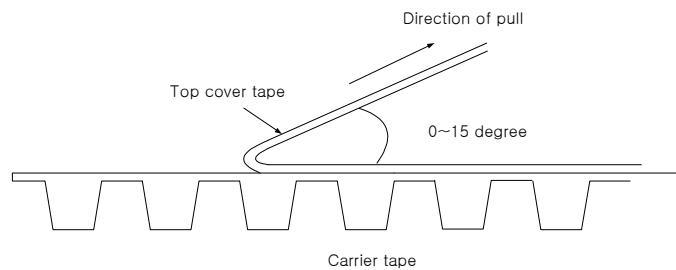



2. Tensile strength of carrier tape

4.4N/mm width

3. Top cover tape adhesion

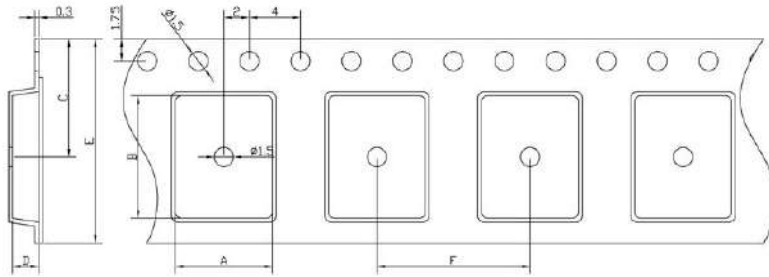
- 1) pull off angle : 0~15°
- 2) speed : 300mm/min
- 3) force : 20~70g



	ITF Co., Ltd. 102-901, Bucheon Technopark 364, Samjeong-Dong, Ojeong-Gu, Bucheon-City, Gyeonggi-Do, Korea 421-809	Part No.	F7601	
		Rev. Date	2017-6-22	
		Rev.	AS02	6/7

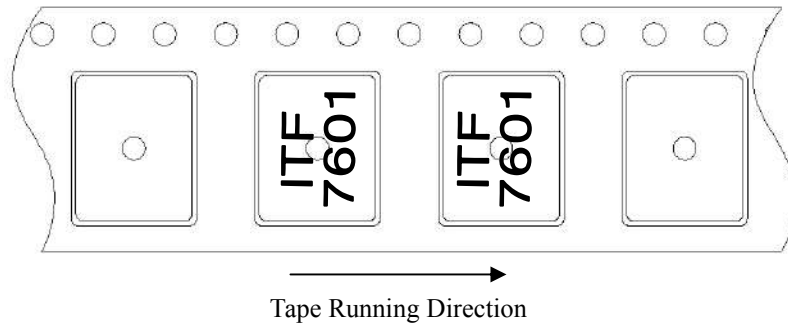
SAW Bandpass Filter F7601

Carrier Tape Dimensions [unit : mm]

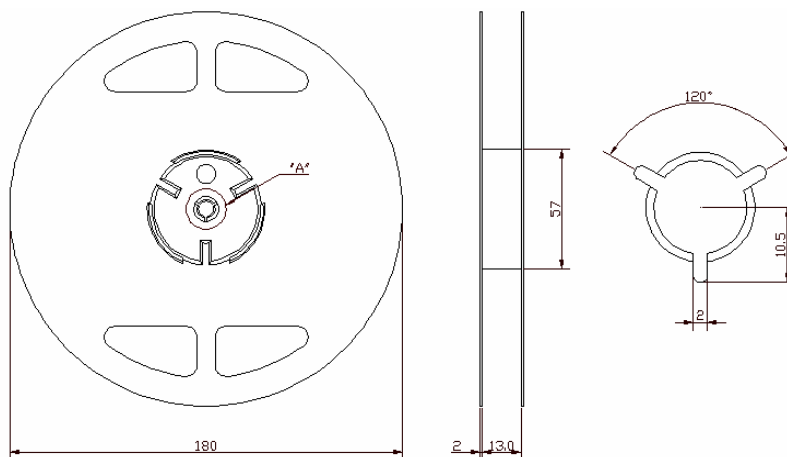



A	4.30 ± 0.1
B	4.30 ± 0.1
C	7.25 ± 0.1
D	1.70 ± 0.1
E	12.00 ± 0.1
F	8.00 ± 0.1

Part Direction



Reel Dimensions [unit : mm]



 Integrated Technology Future	ITF Co., Ltd. 102-901, Bucheon Technopark 364, Samjeong-Dong, Ojeong-Gu, Bucheon-City, Gyeonggi-Do, Korea 421-809	Part No.	F7601	
		Rev. Date	2017-6-22	
		Rev.	AS02	7/7